



UG- SKILL DEVELOPMENT COURSE
TOURISM GUIDANCE
(w.e.f. 2020-2021 A.Y.)

Semester	Course Code (SD)	Course Title	Hrs/Sem	Hrs/wk	Credits	Sem End Exam (2 Hrs)
I	Skill Development Course	Tourism Guidance	30	2	2	50 Marks

Learning Outcomes:

By successful completion of the course, students will be able to:

- Understand the basic tourism aspects .
- Comprehend the requirements, role and responsibilities of profession of a Tourist Guide
- Apply the knowledge acquired in managing different groups and guiding in a tour
- Explain basic values related to tourism and heritage

Unit I:

(06 hrs)

Tourism – What is Tourism - Characteristics of Tourist Places – Guidance in Tourism - Meaning of Guidance – Types of Tour Guidance - Government/Department Regulations

Unit II:

(10 hrs)

Types of Guides – Characteristics of a Guide - Duties and Responsibilities of a Guide - The Guiding Techniques –Guide’s personality- Training Institutions – Licence.
Leadership and Social Skills - Presentation and Communication Skills - Working with different age and linguistic groups - Working under difficult circumstances – Precautions at the site -Relationship with Fellow Guides and Officials.

Unit III:

(10 hrs)

Guest Relationship Management- Personal and Official - Arrangements to Tourists – Coordinating transport - VISA/Passport -Accident/Death -Handling Guests with Special Needs/ Different Abilities – Additional skills required for Special/Adventure Tours - Knowledge of Local Security and Route Chart – Personal Hygiene and Grooming - Checklist - Code of Conduct

Co-curricular Activities Suggested:

(04 hrs)

1. Assignments, Group discussion, Quiz etc.
2. Invited lecture/training by local tourism operators/expert/guides
3. Visit to local Tourism Department office and a tourist service office
4. Organisation of college level short-duration tours to local tourist sites.

Reference Books:

1. Jagmohan Negi (2006); Travel Agency and Tour Operations, Kanishka Publishers, New Delhi
2. Mohinder Chand (2009); Travel Agency and Tour Operations: An Introductory Text, Anmol Publications Pvt. Limited, New
3. Pat Yale(1995); Business of Tour Operations, Longman Scientific & Technical, New Delhi
4. Websites on Tourism guidance.



MODEL QUESTION PAPER

**SKILL DEVELOPMENT COURSE
SEMESTER I
TOURISM GUIDANCE**

Time: 2Hrs

Max. Marks: 50

SECTION – A

Answer any **FOUR** questions. Each question carries 5 marks

4 x 5 = 20Marks

ఏవైనా నాలుగు ప్రశ్నలకు సమాధానములు వ్రాయుము ప్రతి ప్రశ్నకు మార్కులు సమానము.

1. Tourism
పర్యాటకశాఖ
2. Explain the meaning of Tourism Guidance
మార్గదర్శకత్వము యొక్క అర్థమును వివరించండి
3. Training institutions
శిక్షణ సంస్థలు
4. Leadership and Social Skills
నాయకత్వము మరియు సామజిక నైపుణ్యము
5. .Passport
పాస్పోర్ట్
- 6..Hygiene and dressing
పరిశుభ్రత మరియు వస్త్రధారణ
7. Adventure Tourism
సాహస యాత్రలు
8. Checklist
చెక్లిస్ట్

SECTION – B

Answer **THREE** questions. Each question carries 10 marks.

3 X 10 = 30Marks

ఏవైనా మూడు ప్రశ్నలకు సమాధానములు వ్రాయుము ప్రతి ప్రశ్నకు 10 మార్కులు

9. Explain the features of Tourism on places
పర్యాటక ప్రదేశాలు యొక్క లక్షణములను తెలుపుము
10. Explain the duties and responsibilities of a mentor
మార్గదర్శకుని యొక్క విధులు మరియు బాధ్యతలను గూర్చి తెలుపుము
11. Explain the personal and official arrangements of the Tourism
పర్యాటకుల వ్యక్తిగత మరియు అధికారిక ఏర్పాట్లను గూర్చి తెలుపుము
12. Explain different types of Tourism Guidelines
వివిధ రకముల పర్యాటక మార్గదర్శకాలను గూర్చి తెలుపుము
13. Describe the display and communicate skills
ప్రదర్శన మరియు సమాచార నైపుణ్యమును గూర్చి తెలుపుము
14. Explain Knowledge of local security and route chart
రూట్ షీట్ మరియు స్థానిక భద్రత యొక్క విజ్ఞానము గూర్చి తెలుపుము



UG- SKILL DEVELOPMENT COURSE
DISASTER MANAGEMENT
(w.e.f. 2020-2021 A.Y.)

Semester	Course Code (SD)	Course Title	Hrs/Sem	Hrs/wk	Credits	Sem End Exam (2 Hrs)
III	Skill Development Course	Disaster Management	30	2	2	50 Marks

Learning Outcomes:

After successful completion of the course, the students are able to;

- Understand the nature, cause and effects of disasters
- Comprehend the importance of Disaster Management and the need of awareness
- Acquire knowledge on disaster preparedness, recovery remedial measures and personal precautions
- Volunteer in pre and post disaster management service activities

UNIT-I:

(06 hrs)

Introduction of Disaster - Different types of disasters- Natural- (flood, cyclone, earthquake, famine and pandemic) - Accidental- (Fire, Blasting, Chemical leakage, Rail, Aviation, Road boat tragedies and nuclear pollution) - Disaster Management Act 2005

UNIT-II:

(09hrs)

Causes and immediate effects of Disasters - Preparedness of disasters –Precautions – Dissemination of information - Nature and concepts - Role of National Disaster Management Authority and Role of Government and non governmental organizations in protecting human livestock and natural resources.- Use of technology -Role of Citizens and Youth in the prevention.

UNIT-III:

(09 hrs)

Post disaster effects - short term - Procedures for Rehabilitation and Recovery - Role of volunteers and Safety Precautions - Long term remedial and preventive measures – Collection, filing and storage of information - Case studies

Suggested co curriculum Activities:

(06 hrs)

1. Invite lectures by local experts
2. Training on preparedness, post disaster services
3. Analysis of Case studies
4. Visit to a disaster management office and facility
5. Assignments, Group discussion, quiz etc.

Reference books:

1. Jagbirsingh - Disaster Management Future challenges and opportunities- - K.W.Publishers
2. GOI - UNDP Disaster Management Guidelines
3. J.P.Singhal - Disaster Management - Laxmi Publications
4. www. ndma. gov.in
5. Wikipedia and other websites on Disaster management.



MODEL QUESTION PAPER

SKILL DEVELOPMENT COURSE
Semester: III
DISASTER MANAGEMENT

Time:2Hrs.

Max Marks: 50

SECTION-A

Answer any **FOUR** questions. Each question carries 5 marks. 4 x 5 = 20Marks.

1. Define Disaster.
2. Write down causes and immediate effects of Disaster.
3. Write the role of citizens and youth in preventing natural Disasters.
4. What are post Disaster effects?
5. Define Preparedness of Disasters and explain with illustrations?
6. Write the importance of Dissemination of information during Disasters.
7. Explain the use of technology during Disasters.
8. Write the importance of collection, filing and storage of information in Disaster management?

SECTION – B

Answer **all** the questions. Each question carries 10 marks. 3 x 10 = 30Marks

9. Explain different types of Disasters.

OR

10. Write about Disaster management act – 2005.
11. Write a note on Role of National Disaster Management Authority

OR

12. Comprehend the importance of Disaster Management and the need of awareness.

OR

13. What are the procedures to be followed for rehabilitation and recovery after disaster

OR

14. What are the long term remedial and preventive measures to be taken in prevention of Disasters?



UG- SKILL DEVELOPMENT COURSE
FINANCIAL MARKETS
(w.e.f. 2020-2021 A.Y.)

Semester	Course Code (SD)	Course Title	Hrs/Sem	Hrs/wk	Credits	Sem End Exam (2 Hrs)
III	Skill Development Course	Financial Markets	30	2	2	50 Marks

Learning Outcomes:

After successful completion of this course, the students will be able to;

- Acquire knowledge of financial terms
- Know the concepts relating to and markets and different avenues of investment
- Understand the career skills related to Stock Exchanges
- Comprehend the personal financial planning and money market skills

UNIT-I:

(06hrs)

Indian Financial System- its components - Financial markets and institutions

UNIT-II:

(10hrs)

Capital Market - its function - organizations - elements - (shares, debentures, bonds, mutual funds) debt market - Equity market (SEBI) and secondary market (NSE)

UNIT-III:

(10hrs)

Money market - Organized - Unorganized - Sub market (call money, commercial bills, Treasury bill, Certificate of Deposit, Commercial papers)

Co-curricular activities:

(04 hrs)

1. Collection and study of pamphlets, application forms etc.
2. Invited lectures on the field topics by local experts
3. Introducing Online classes from NSE
4. Field visit to mutual fund offices/share brokers
5. Observation, study and analysis of selected companies share prices
6. Assignments, Group discussion, quiz etc.

Reference books:

1. T.R. Jain R.L.Sarma - Indian Financial System- VK Global publisher
2. Jithendra Gala - Guide to Indian Stock markets Buzzing Stock publishing house
3. Saha Siddhartha- Indian financial System- and Markets - McGraw hill
4. Websites on Indian Financial markets.



MODEL QUESTION PAPERS

SKILL DEVELOPMENT COURSES
Semester: III
FINANCIAL MARKETS

Time:2Hrs.

Max Marks: 50

SECTION – A

Answer any **FOUR** questions. Each question carries 5 marks.

4 x 5 = 20Marks

ఈ క్రింది వాటిలో ఏదైనా నాలుగు ప్రశ్నలకు సమాధానం రాయండి.

1. Financial Institutions - విత్త సంస్థలు.
2. Call Money - తక్షణ ద్రవ్యము.
3. Certificate of Deposits - డిపాజిట్ల సర్టిఫికేట్.
4. Shares - షేర్లు.
5. Mutual Funds - మ్యూచువల్ ఫండ్స్.
6. Commercial Bills - వాణిజ్య బిల్లులు.
7. Treasury Bills - ఖజానా బిల్.
8. Primary Market - ప్రైమరీ మార్కెట్.

SECTION – B

Answer **all** the questions. Each question carries 10 marks.

3 x 10 = 30Marks

ఈ క్రింది వాటిలో ఏదైనా మూడింటికి ప్రశ్నలకు సమాధానములు రాయండి.

9. A) Write an essay on Financial system and its components in India.
విత్త పద్ధతి అనగా ఏమి? అందలి భాగాలను వివరింపుము.

(OR)

- B) Explain various financial Markets and their Institutions?
వివిధ విత్త మార్కెట్లను విశదీకరించి వాటి సంస్థలను తెలుపుము?

- 10.A) Explain the functions of capital markets in India?
భారతదేశంలోని మూలధన మార్కెట్ విధులను వివరించుము?

(OR)

- B) Explain the functions of SEBI?
సెబీ విధులను వివరించుము

11. A) Explain the types money market instruments?
ద్రవ్య మార్కెట్ యొక్క వివిధ రకాల సాధనాల ను వివరించండి

(OR)

- B) Write an essay on Indian money Market?
భారతదేశం యొక్క ద్రవ్య మార్కెట్ గురించి వ్యాసం రాయండి.



UG- SKILL DEVELOPMENT COURSE

ONLINE BUSINESS
(w.e.f. 2020-2021 A.Y.)

Semester	Course Code (SD)	Course Title	Hrs/Sem	Hrs/wk	Credits	Sem End Exam (2 Hrs)
III	Skill Development Course	Online Business	30	2	2	50 Marks

Learning Outcomes:

After successful completion of the course, students will be able to;

- Understand the online business and its advantages and disadvantages
- Recognize new channels of marketing, their scope and steps involved
- Analyze the procurement, payment process, security and shipping in online business
- Create new marketing tools for online business
- Define search engine, payment gateways and SEO techniques.

Unit-I:

(06 Hrs)

Introduction to Online-business-Definition-Characteristics-Advantages of Online Business-Challenges-Differences between off-line business, e-commerce and Online Business.

Unit-II:

(10 Hrs)

Online-business Strategies-Strategic Planning Process- Procurement -Logistics & Supply Chain Management- Customer Relationship management.

Unit-III:

(10 Hrs)

Designing Online Business Website – Policies - Security & Legal Issues - Online Advertisements - Payment Gateways - Case Study

Co-curricular Activities Suggested:

(4 hrs)

1. Assignments, Group discussion, Quiz etc.
2. Short practical training in computer lab
3. Identifying online business firms through internet
4. Invited Lectures by e-commerce operators
5. Working with Google and HTML advertisements.
6. Visit to a local online business firm.

Reference books:

1. David Whiteley, “E-Commerce”, Tata McGraw Hill, 2000.
2. E Business by Jonathan Reynolds from Oxford University Press.
3. Soka, From EDI to Electronic Commerce, McGraw Hill.
4. Websites on Online business.



MODEL QUESTION PAPER

SKILL DEVELOPMENT COURSES

Semester: III

ONLINE BUSINESS

Time:2Hrs.

Max Marks: 50

SECTION – A

Answer any **FOUR** Questions. Each question carries 5 marks.

4X5= 20 Marks

1. E-Commerce
2. Models of E-Business
3. Business Strategies
4. Supply Chain Management
5. Procurement
6. Online Business Policy
7. Online Vs Offline Business
8. Strategic Planning

SECTION – B

Answer any **THREE** Questions. Each question carries 10 marks

3 x 10= 30Marks

9. What are the advantages and limitation of Online Business?

(OR)

10. Differences between Off-line Business, E-commerce and Online Business.

11. Suggest strategies for existing business to migrate to Online Business.

(OR)

12. Elaborate on recent trends in Customer Relationship Management.

13. Discuss the advantages and disadvantages of online advertisement in detail.

(OR)

14. Explain the legal issues and ethical issues related to Online Business.



UG- SKILL DEVELOPMENT COURSE
PERFORMING ARTS
(w.e.f. 2020-2021 A.Y.)

Semester	Course Code (SD)	Group 'B'	Course Title	Hrs/Sem	Hrs/wk	Credits	Sem End Exam (2 Hrs)
II	Skill Development Course		Performing Arts	30	2	2	50 Marks

Learning Outcomes:

After successful completion of this course, the student will be able to:

- Acquire the basic knowledge in performing arts
- Understand the modern stage and performance on the stage
- Comprehend and improve the skills related to performing arts on the stage
- Understand various Telugu folk arts and their significance
- Know the modes of presentation and skills pertaining to folk arts.

Unit-I: Introduction to performing Arts

(06 Hrs)

Arts – and its definition; Fine Arts; Arts - Learning & Imitation – Rasaas, Bhaavas and Rasa Sutra. Dasaropakaas; Nritha, Nrithya, Natya; Action – Kinds of Actions; Ancient Costume style

Unit-II: Performing Arts – Stage Arts

(10 Hrs)

Origin of Drama (Theatre); Features of Stage; Varieties of Modern Telugu Drama; Famous Telugu Dramas. Stage performance; Dramatic Actor and its definition; Actor–characteristics, Functions and Responsibilities. Traits of an Actor – Diction, Articulation, Dialogue modulation, Time sense, Observation, Mime, Improvisation, Commentary, Dress code, Make-up, lighting & Stage Direction.

Unit-III: Performing Arts – Forms

(10 Hrs)

Folk Arts, their nature and significance – Brief introduction to Pagativeshaalu, Bommalaatalu, Veedhinaatakaalu, Yakshagaanaalu, Harikathalu, Burrakathalu, Oggukathalu, Chindu, Yakshaganam, Kolaatamand Pulivesham.

Co-curricular Activities Suggested:

(4 hrs)

1. Collection of information on modern stage plays, natakasamajams and audio visual material.
2. Providing training classes/inviting lectures with the help of local artists
3. Visit to a real time performing folk arts, if possible.
4. Mock experience classes of Stage plays and Folk arts.
5. Assignments, Group discussion, Quiz etc.

Reference books:

1. Andhra Naataka Ranga Charithra –Mikkilineni Radha Krishna Murthy
2. Telugu Sahithya Sameeksha (Vol-II) – Dr. G. Nagaiah
3. Telugu Naataka Vilaasam – Dr.P.S.Rappa Rao
4. Telugu Jaanapada Vignanam – Prof. Tangirala Venkata Subba Rao
5. Jaanapada Vignandhyayanam – Prof. G.S. Mohan
6. Naatyasastramu (Visleshanathmaka Adhyayanam) – Dr.P.S.Rappa Rao
7. Sahithya Silpa Sameeksha – Prof. Pingali Lakshmikantham
8. Nurella Telugu Nataka Ranganam – Prof. Modali Nagabhushana Sarma
9. Websites on Performing Arts.



MODEL QUESTION PAPER

SKILL DEVELOPMENT COURSE
SEMESTER-II-(Group B)
PERFORMING ARTS (ప్రదర్శన కళలు)

Time: 2Hrs.

Max. Marks: 50

SECTION –A

Answer any **FOUR** questions. Each question carries 5 Marks.

4 x 5 =20Marks

ఈ క్రింది వాటిలో ఏదైనా నాలుగు ప్రశ్నలకు సమాధానం రాయండి.

1. Introduce about the Rasa sidhantham?
రస సిద్ధాంతం పరిచయం చేయండి.
2. write about the Fine Arts.
లలిత కళల గురించి రాయండి.
3. Explain the Nrittha, Nrithya, Natya by example.
నాట్యం, నృత్తి, నృత్య ములను సోదాహరణంగా వివరించండి.
4. Give the various State theatrical morphological preferences.
రంగస్థల స్వరూప ప్రాధాన్యతను తెలియజేయండి.
5. Explain the theatrical Stage of dialogue style.
నాటక సంభాషణ శైలి గురించి వివరించండి.
6. Explain the Actor of costume characteristics and Responsibilities of the artists.
కళాకారుల ఆహార్య అభినయ సంభాషణ గురించి వివరించండి.
7. Explain the importance and uniqueness of the Kolaatam.
కోలాటం ప్రదర్శన విశిష్టతను తెలియజేయండి.
8. Explain and Introduce about Veedhinaatakaalu.
వీధి నాటకాలను పరిచయం చేయండి .

SECTION –B

Answer **all** the questions. Each Question carries 10 Marks.

3x10=30Marks

ఈ క్రింది వాటిలో ఏదైనా మూడింటికి ప్రశ్నలకు సమాధానములు రాయండి.

9. Write about the Dasaropakaas.
దశ రూపకాలు గురించి తెలియజేయండి.
10. Describe the famous Dramatic Artist and its works.
ప్రసిద్ధ నాటక కళాకారుల కృషిని వివరించండి.
11. Write about the development of Telugu drama.
తెలుగు నాటక వికాసం గురించి రాయండి?
12. Explain the performing of folk Arts.
జానపద ప్రదర్శన కళారూపాల వైవిధ్యాన్ని వివరించండి.
13. Give a Brief introduction abou Pagativeshaalu, Bommalaatalu.
జానపద కళారూపాలైన పగటి వేషాలు, బొమ్మలాటల గురించి రాయండి.
14. Explain in deatil about Runjakathalu, Burrakathalu.
రజ్జుకథలు మరియు బుర్రకథలు గురించి వివరంగా రాయండి.



UG- SKILL DEVELOPMENT COURSE

POULTRY FARMING

(w.e.f. 2020-2021 A.Y.)

Semester	Course Code (SD)	Course Title	Hrs/Sem	Hrs/wk	Credits	Sem End Exam (2 Hrs)
III	Skill Development Course	Poultry Farming	30	2	2	50 Marks

Learning Outcomes: By successful completion of the course, students will be able to;

- Understand the field level structure and functioning of insurance sector and it's role in protecting the risks
- Comprehend pertaining skills and their application for promoting insurance coverage
- Prepare better for the Insurance Agent examination conducted by IRDA
- Plan 'promoting insurance coverage practice' as one of the career options.

Unit I (Introduction to Poultry Farming): (10Hrs)

- 1.1 General introduction to poultry farming -Definition of Poultry; Past and present scenario of poultry industry in India.
- 1.2 Principles of poultry housing. Poultry houses. Systems of poultry farming.
- 1.3 Management of chicks, growers and layers. Management of Broilers.
- 1.4 Preparation of project report for banking and insurance

Unit II (Feed and Livestock Health Management): (10 Hrs):

- 2.1 Poultry feed management – Principles of feeding, Nutrient requirements for different stages of layers and broilers. Feed formulation and Methods of feeding.
- 2.2 Poultry diseases – viral, bacterial, fungal and parasitic(two each); symptoms, control and management; Vaccination programme.

Unit III (Harvesting of Eggs and Sanitation): (10 Hrs)

- 3.1 Selection, care and handling of hatching eggs. Egg testing. Methods of hatching.
- 3.2 Brooding and rearing. Sexing of chicks.
- 3.3 Farm and Water Hygiene, Recycling of poultry waste.

Co-curricular Activities Suggested: (4 hrs)

1. Group discussion & SWOT analysis
2. Visit to a poultry farm
3. Invited Lectures by Concerned officers of government or private farms
4. Cheap and Healthy Feed preparation by students based on government standards
5. Market study and Survey (Monitoring of daily price hike in poultry market and analysis)
6. Online Swayam Moocs course on poultry farming (see reference 9 below)

Reference books:

1. Sreenivasaiiah., P. V., 2015. Textbook of Poultry Science. 1st Edition. Write & Print Publications, New Delhi
2. Jull A. Morley, 2007. Successful Poultry Management. 2nd Edition. Biotech Books, New Delhi"
3. Hurd M. Louis, 2003. Modern Poultry Farming. 1st Edition. International Book Distributing Company, Lucknow.
4. Life and General Insurance Management
5. Financial services, Tata McGraw hill
6. <http://www.asci-india.com/BooksPDF/Small%20Poultry%20Farmer.pdf>
7. https://nsdcindia.org/sites/default/files/MC_AGR-Q4306_Small-poultry-farmer-.pdf
8. <http://ecoursesonline.iasri.res.in/course/view.php?id=335>
9. https://swayam.gov.in/nd2_nou19_ag09/preview



MODEL QUESTION PAPERS

SKILL DEVELOPMENT COURSES

Semester: III

POULTRY FARMING

Time:2Hrs.

Max Marks: 50

SECTION – A

Answer any **FOUR** questions. Each question carries 5 marks.

4 x 5 = 20Marks

1. Management of Broilers
2. Debeaking
3. Culling
4. Vaccination
5. Methods of feeding
6. Parasitic diseases in Poultry
7. Egg testing
8. Recycling of Poultry wastes

SECTION – B

Answer **all** the questions. Each question carries 10 marks.

3 x 10 = 30Marks

9. Define Poultry. Discuss the past and present scenario of Poultry industry in India
(OR)
10. Write in detail about the Principles involved in Poultry housing.
11. Give an account on Principles of feeding in poultry. Add a note on nutrient requirements for different stages of layers and broilers.
(OR)
12. Describe the commonly encountered viral, bacterial and fungal diseases in poultry.
13. Write an essay on methods of hatching.
(OR)
14. Explain the management practices involved in brooding and rearing.

Photo Gallery

Plastic Free Images



Plastic Free Cleanliness Drive at College Campus



Plastic Collection Drive at APSRTC, Seethangaram





Government Degree College, Seethanagaram

Accredited by NAAC with 'B' Grade, ISO 9001:2015 Certified College

Affiliated to Aadi Kavi Nannayya University
Opp K.G.N.M. Trust, Purushottapanam Road, Seethanagaram



DEPARTMENT OF NATIONAL SERVICE SCHEME

INTERNATIONAL DAY OF YOGA, 21-06-2023


International Yoga Day is celebrated on June 21 every year to spread awareness about the invaluable benefits of Yoga. Practicing yoga might seem like just stretching, but it can do much more for your body than the way you feel, look and move. It even helps you with increasing flexibility, muscle strength and body tone. It improves respiration, energy and vitality.

Every year [International Yoga Day](#), people gather at a place like yoga studios or other communal spaces and perform yoga together. Yoga is believed to have originated in India thousands of years ago and also finds mention in ancient mythological books like the Rig Veda.

INTERNATIONAL YOGA DAY 2023 THEME:

'Yoga for Vasudhaiva Kutumbakam' or 'Yoga for the Welfare of All as One World-One Family,' is the theme for the International Yoga Day 2023. Prime Minister Narendra Modi announced the same during the 102nd episode of 'Mann ki Baat.' This year's theme highlights yoga as a practice that connects and unites everyone

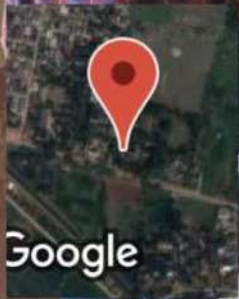
As per the instructions from Dr.D. Chitti Babu, Principal of our college all the Staff & Students were participated in International Yoga Day Celebrations on 21.06.2023. Chatrapathi VS Saladi, NSS Program Officer organized this event. Dr.D.Chitti Babu, Principal of our college, deliberate the importance of Yoga in daily life. Sri. K. Hare Rama Krishna, Vice Principal of this College given message about Yoga Asana how to practices yoga asana.







GPS Map Camera



Seethanagaram, Andhra Pradesh, India

Singavaram, 5MJP+XCG, Lankuru, Seethanagaram, Andhra Pradesh 533287, India


Lat 17.182478°

Long 81.686057°

21/06/23 11:15 AM GMT +05:30



GPS Map Camera



Seethanagaram, Andhra Pradesh, India

Singavaram, 5MJP+XCG, Lankuru, Seethanagaram, Andhra Pradesh 533287, India

Lat 17.182484°

Long 81.686067°

21/06/23 11:18 AM GMT +05:30

TOURISM GUIDANCE CLASSES



YOGA CLASSES





DISTRIBUTION OF DEWORMING PILLS





Government Degree College, Seethanagaram

Accredited by NAAC with "B" Grade, ISO 9001:2015 Certified College

Affiliated to Aadi Kavi Nannayya University
Opp K.G.N.M. Trust, Purushottapatnam Road, Seethanagaram



NATIONAL SERVICE SCHEME & DEPT.OF ZOOLOGY

NATIONAL DEWORMING DAY

DISTRIBUTION OF DEWORMING PILLS

DATE:21-09-2022

Our college N.S.S and Department of Zoology jointly organized National De- Warming Day in our college in association with Rashtriya Bal Swasthya Karyakram (Primary Health Center, Seethanagaram on 21st September, 2022. Our Principal Dr. D. Chittibabu and Vice Principal Sri K. Hare Ramakrishna spoke about the importance of National Fe-warming Day. T.H.V.S. Siromani Head Nurse and Sk.Munnisa Begum, ANM, from Primary Health Center, Seethanagaram distributed Albendazole Tablets to below 19 years age students. 92 students have taken the tablets in our campus. Smt. A.Vani, HOD of Zoology and other staff members participated this program and made it success.

National Deworming Day 2022: It is observed on 10 February to raise awareness about the importance of deworming, mainly for children from 1 to 19 years of age. The purpose behind celebrating the day is to reduce the prevalence of Soil-Transmitted Helminths (STH), commonly known as the parasitic intestinal worms, among all children and adolescents. National Deworming Day (NDD) was launched in 2015 and is one of the largest public programmes implemented on a single day reaching crores of children and adolescents via two NDD rounds every year.

The day is an initiative of the Ministry of Health and Family Welfare, Government of India to make every child in the country worm-free. Deworming is done through platforms of schools and Anganwadi centres "to improve their overall health, nutritional status, access to education and quality of life".

As per World Health Organisation (WHO), about 24% population across the world is infected with soil-transmitted helminths worms. In India, around 241 million children of age groups 1 and 14 years are at risk of parasitic intestinal worms which are known as soil-transmitted helminths.

National Deworming Day 2022: **Parasitic worms or helminths, present in the soil, enter people and animals through the soles of their feet.** These organisms can also infiltrate our bodies through worm-infested food or by touching infected faecal matter.

What are the symptoms?

- Abdominal pain
- Diarrhea, nausea, or vomiting
- Gas/bloating
- Fatigue
- Unexplained weight loss
- Abdominal pain or tenderness

PHOTOS GALLERY



Principal Dr. D. Chitti Babu and Health Dept-
giving awareness on Deworming Day

PHOTOS GALLERY



Students were given pills by Health Dept and Staff